

topcon tesla



# TOPCON

cross-over controller



- Large 5.7" VGA color touchscreen
- IP67 environmental rating
- 3.5G cellular module (optional)
- Windows® Mobile 6.3 Professional operating system
- Internal GPS with 2-5m accuracy (optional)

# topcon tesla Cross-over Controller

## Large screen, yet still handheld comfortable

The Topcon Tesla is the ideal cross-over device for field data collection. The screen is much larger than a palm sized field controller, but the overall size of the device is much better than a tablet PC. The ergonomic balance between screen size and handheld size is perfect. The screen of the Topcon Tesla can be configured to display vertically or horizontally. Simply touch the rotation button and the screen will rotate. This makes it possible to use in both handheld vertical and on the pole horizontal orientation.

## Durable and Reliable

The rugged design of the Topcon Tesla is unmatched in such a large screen format. The device is submersible waterproof, and drop proof. The frame of the Topcon Tesla is magnesium alloy, which is both lightweight and strong. Your data will be protected and the reliability of the device in the most challenging environments is unmatched. Dual batteries that are hotswappable and produce up to a 16 hour run-time are accessed with a simple turn of a coin on the back of the device. Protected and secure, the SD card and SIM card slots are located under the battery and inside the battery door.

## Options

The Topcon Tesla can be configured with internal *Bluetooth*®, WiFi, Camera, GPS, and cellular functionality. There are even additional options such as built-in bar code reader and integrated precision GNSS receiver for network RTK capability. This long list of functionality makes the Topcon Tesla a perfect pairing with a robotic system, total station, or RTK rover. The Topcon Tesla even has an optional docking station that can be configured for in-cab vehicle operation for a site manager.



## Large 5.7" Color Screen

- On-screen keyboard
- Large icons for finger operation
- Sunlight readable
- Direct touch and gloved touch



## Waterproof Connections

- Mini USB Client
- Type A USB Host
- 9-pin Serial Com port 1
- Headset, microphone jack
- 12VDC power port



## Rugged and Waterproof

- IP67 environmental rating
- 4 ft. drop proof
- Waterproof communication ports



## 3.5G Cellular

- Integrated cellular modem (Geo 3G)
- Fast data exchange
- Internet and cloud connections
- Penta-band, global coverage

## LONGLINK

The exclusive LongLink™ Topcon instruments provides lightweight, long range communication capabilities never before offered in a 300+m wireless communication range, using *Bluetooth* Class 1 technology, you can now operate the Topcon Tesla from the "smart-spot" prism pole. Also referred to as the two-man economical robot solution, Topcon's new LongLink™ technology brings a level of flexibility to your manual field crew.



With

the



## Pocket-3D

The Topcon Tesla is a great field controller for running Pocket-3D software. The on-screen interface becomes large and easy to navigate with the touch of a finger. There is little to no need for a stylus. Pocket-3D menus pop up larger and faster selection leads to better productivity.

priMarY featUreS



**Standard Configuration**

- Li-Ion battery
- Hand strap
- USB download cable
- Stylus
- 100-240VAC power supply
- Screen protector
- WiFi

**Geo Configuration**

- Li-Ion battery
- Hand strap
- USB download cable
- Stylus
- 100-240VAC power supply
- Screen protector
- Bluetooth
- Navigational

**Geo 3G Configuration**

- Li-Ion battery
- Hand strap
- USB download cable
- Stylus
- 100-240VAC power supply
- Screen protector
- 3.2 MP camera
- Navigational
- GPS Cellular modem

Kit coMponenTS

**System Components**

- Tesla controller
- Batteries, charger and cables

**Optional Accessories**

- Travel charger
- 12VDC vehicle charger
- International AC charger kit
- Pole mount
- GPS RTK module



SpecificationS	
<b>computer</b>	
CPU	806 MHz PXA320 Processor
OS	Microsoft® Windows Mobil® 6.5.3 Professional Multiple languages
Memory	256MB RAM ,4GB Flash storage, SD/SDHC slot, user accessible
Display	5.7" (145 mm) color VGA LCD (640 x 480) Portrait or landscape orientation
Keypad	15 control buttons (6 user reassignable) Five-way directional navpad Adjustable LED backlit keys
Camera (Geo Models)	3.2MP resolution with autofocus
<b>wireless connectivity options</b>	
Bluetooth®	2.0 +EDR, Class 1
WiFi	802.11b/g
GSM	Penta-band 3G GSM/GPRS/ EDGE/HSDPA 850/900/ 1800/1900/2100 MHz (Geo 3G models)
<b>environmental</b>	
Dust/Water Protection	IP67
Operating Temperature	-22°F to 140°F (-30°C to 60°C)
Temperature Shock	MIL-STD-810G, Method 503.5, Procedure-I-C; -30°C~71°C
MIL-STD-810G	Drop 4 ft. (1.2m), Vibration, Humidity; Tumble spec: 1,000 1.6 ft./0.5m tumbles (2,000 drops)
Dimensions	Standard model: 5.3" w x 7.9" l x 2" d (136mm x 200mm x 51mm)  Geo model: 5.3" w x 8.6" l x 2" d (136mm x 220mm x 51mm)
Operating Time	Up to 16 hours
For more specification information: <a href="http://topconpositioning.com/tesla">topconpositioning.com/tesla</a>	

## Software


# MAGNET™

A family of software solutions that streamlines the workflow for surveyors, contractors, engineers and mapping professionals.

### field


#### Modern User Interface

MAGNET Field on-board provides a bright, graphical user interface with large icons, and bright readable text. The screens not only look good, but provide fast workflows.




#### Easy to Use

The icon and text field interface has been optimized to provide both text and images to indicate what data is needed on each screen. Shortcut buttons and fast access tabs provide a very productive interface.



#### Advanced Calculations

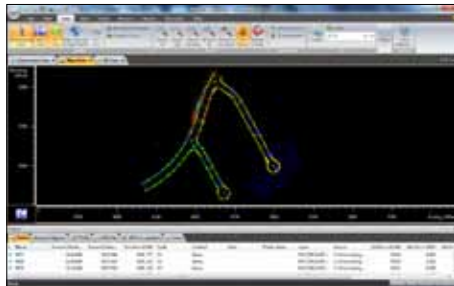
MAGNET Field not only controls the measurements of the instrument but also provides many COGO and adjustment calculations.



### office tools

#### MAGNET Office Tools

Directly integrates into Autodesk® products utilizing their CAD engine, or as a standalone installation with Topcon's CAD engine. Either way, connect to MAGNET Enterprise directly from your CAD software.




7400 National Drive • Livermore • CA 94550  
(925) 245-8300

Specifications are subject to change without notice. ©2012 Topcon Corporation  
All rights reserved. P/N: 7010-2o93 Rev. B TF Printed in U.S.A. 8/12

The Bluetooth® word mark and logos are registered trademarks owned by Bluetooth SIG, Inc. and any use of such marks by Topcon is under license. Other trademarks and trade names are those of their respective owners.

Your local Authorized Topcon dealer is: